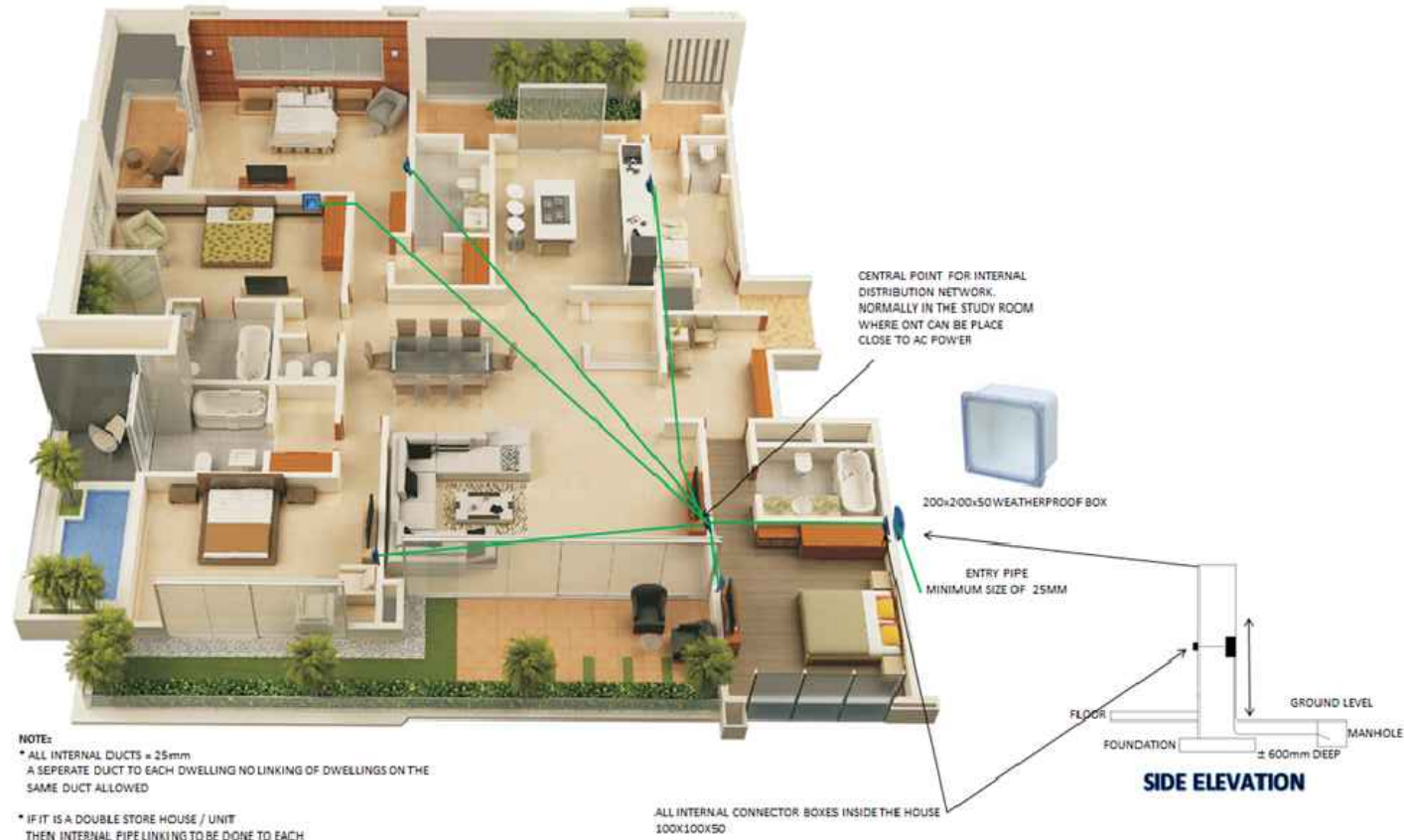


NOTES:

1. MAIN SUPPLY CIRCUIT BREAKER, (SX - G3 OR SX3 - G3) TO BE PROVIDED IN ALLBRO UB-7 RIPPLE RELAY BOX.
2. ALTERNATIVE WEATHER PROOF RIPPLE RELAY BOX WITH SAME DIMENSIONS IS ACCEPTABLE. (305mm(H) x 305mm(W) x 155mm(D))
3. ALL GEYSER, UNDER FLOOR HEATING, SWIMMING POOL HEATING AND AIR CONDITIONING SUPPLY IS TO BE ROUTED VIA THE RIPPLE RELAY BOX.
4. IF MORE THAN 3 CIRCUITS ARE REQUIRED A SECOND RIPPLE RELAY BOX MUST BE PROVIDED.
5. RIPPLE RELAY AND TELKOM BOXES TO BE MOUNTED ON OUTSIDE WALL NEAREST TO THE CABLE CONNECTION POSITION.
6. FOR TELKOM INSTALLATION REFER TO TYPICAL HOUSE LAYOUT : TELKOM FTTH
7. CONTACT BDE IF UNCERTAIN OF ANY OF THE SPECIFICATIONS



NOTE:
 * ALL INTERNAL DUCTS = 25mm
 A SEPARATE DUCT TO EACH DWELLING NO LINKING OF DWELLINGS ON THE SAME DUCT ALLOWED
 * IF IT IS A DOUBLE STORE HOUSE / UNIT THEN INTERNAL PIPE LINKING TO BE DONE TO EACH DWELLING

TYPICAL HOUSE LAYOUT : TELKOM FTTH

LEGEND														
TELKOM WEATHER PROOF BOX MIN. SIZE: 200mm(H) x 200mm(W) x 50mm(D)														
ALLBRO UB-7 WEATHER PROOF RIPPLE RELAY BOX SIZE: 305mm(H) x 305mm(W) x 155mm(D)														
INTERNAL TELKOM CONNECTION BOX SIZE: 100mm(H) x 100mm(W) x 50mm(D)														
<table border="1"> <thead> <tr> <th>NR.</th> <th>DATUM DATE</th> <th>WYSIGINGS AMENDMENTS</th> </tr> </thead> <tbody> <tr> <td>A</td> <td>18032008</td> <td>METERS CHANGED GEYSER CONTROL ADDED</td> </tr> <tr> <td>B</td> <td>29072008</td> <td>CHANGED PRE-PAYMENT TO CREDIT METERS</td> </tr> <tr> <td>C</td> <td>17102014</td> <td>ADDED LATEST TELKOM REQUIREMENTS</td> </tr> </tbody> </table>			NR.	DATUM DATE	WYSIGINGS AMENDMENTS	A	18032008	METERS CHANGED GEYSER CONTROL ADDED	B	29072008	CHANGED PRE-PAYMENT TO CREDIT METERS	C	17102014	ADDED LATEST TELKOM REQUIREMENTS
NR.	DATUM DATE	WYSIGINGS AMENDMENTS												
A	18032008	METERS CHANGED GEYSER CONTROL ADDED												
B	29072008	CHANGED PRE-PAYMENT TO CREDIT METERS												
C	17102014	ADDED LATEST TELKOM REQUIREMENTS												
OUTEURSREG IS GEVESTIG IN BDE KRAGTENS DIE WET OP OUTEURSREG. (WET 98 VAN 1978) COPYRIGHT IS VESTED IN BDE IN TERMS OF THE COPYRIGHT ACT. (ACT 98 OF 1978)														

KLIENT / CLIENT
THE HILLS HOME OWNERS ASSOCIATION



BDE
 RAADGEWENDE ELEKTRIESE INGENIEURS
 CONSULTING ELECTRICAL ENGINEERS
 ■ KAAPSTAD P.O.BOX 53036 KENILWORTH 7745 TEL. (021) 696 4065
 ■ GEORGE P.O.BOX 1862 GEORGE 6530 TEL. (044) 801 9700
 ■ E-MAIL bde@bdeconsult.co.za
 CESA

PROJEK / PROJECT
THE HILLS PRETORIA

TEKENING BESKRYWING / DRAWING DESCRIPTION
HOUSE CONNECTION DETAIL

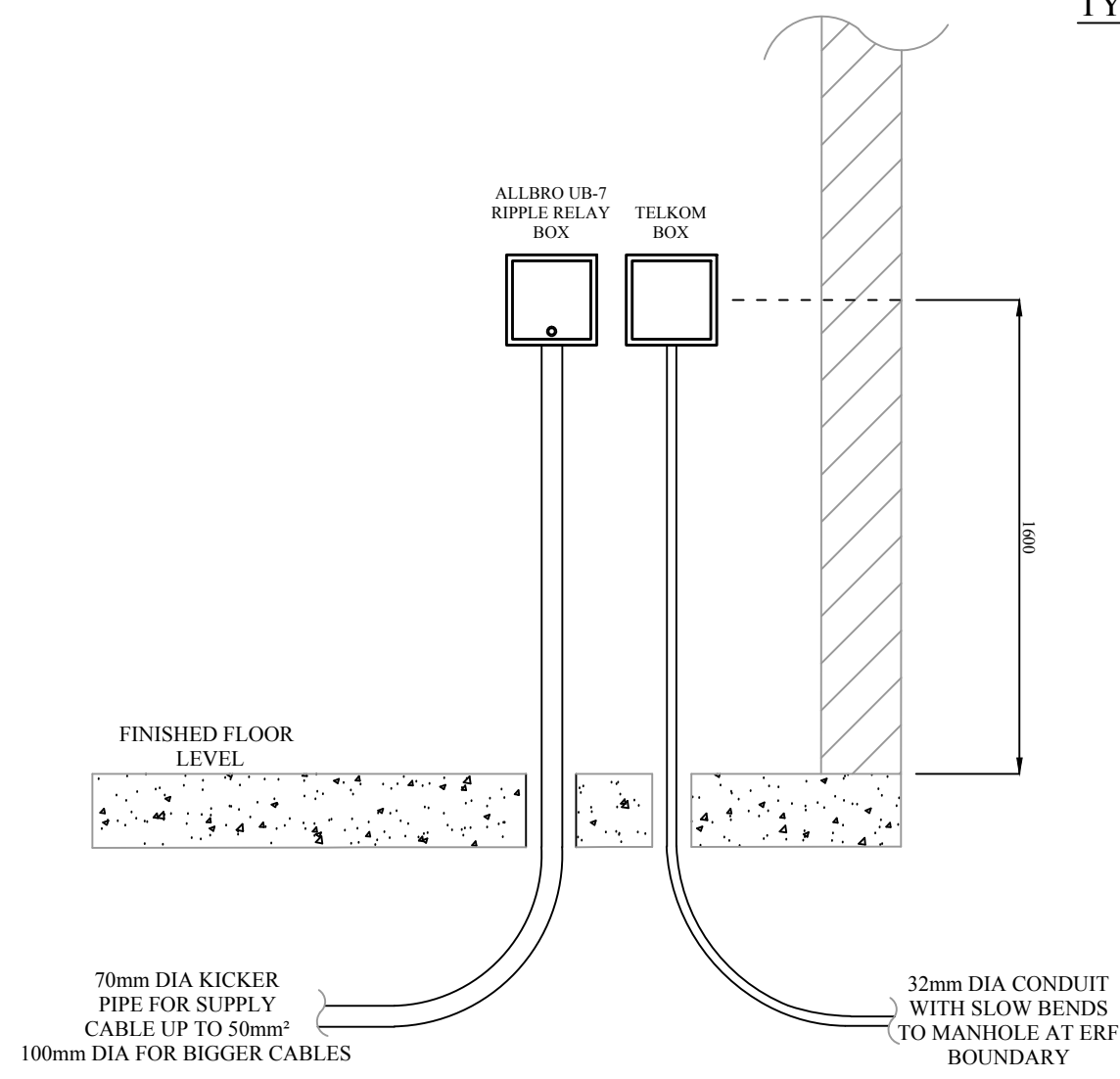
TEKENING NR. / DRAWING NO. ME 5239/16	REV C
---	-----------------

CAD NAAM ME 5239/16	GOEDGEKEUR APPROVED
SKAAL SCALE A3 1:25	NAGEGAAN CHECKED
LEER NR. FILE NO. ME 5239	CAD NAGEGAAN CAD CHECKED
AANVANGSDATUM COMMENCE DATE 2008/07/15	GETEKEN DRAWN UDJ

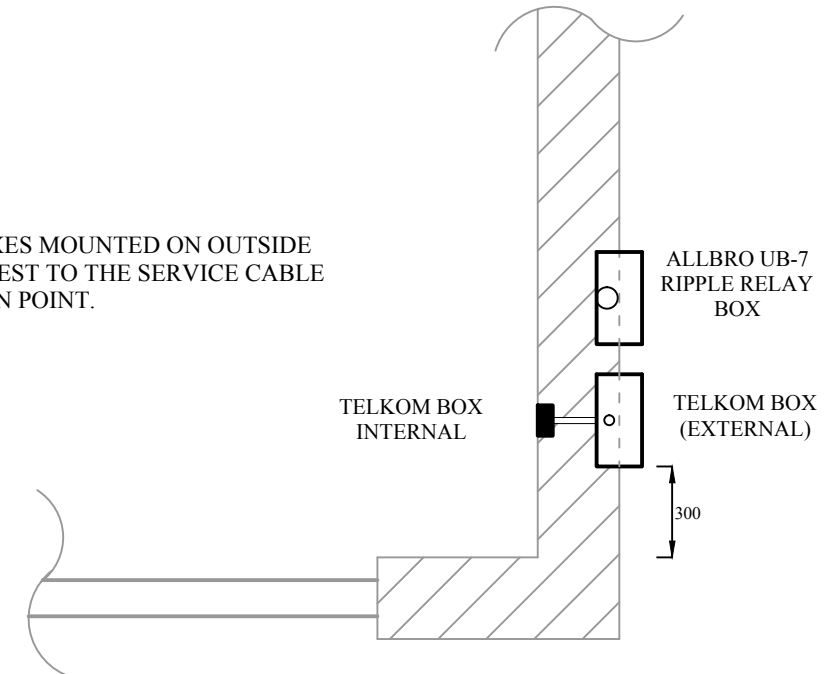
FOR INFORMATION

NOTES:

1. UTILITY BOXES MOUNTED ON OUTSIDE WALL NEAREST TO THE SERVICE CABLE CONNECTION POINT.



FRONT ELEVATION



PLAN LAYOUT